


Online application step by step

Content

Registration	2
CV Data	2
Procedure for Both Old and New Users	3
Compiling Your Application	4
A – partial studies	4
B – postgraduate studies, research	5
C1 – full PhD studies	6
C2 – partial PhD studies	7
D – postdoctoral studies, research	8
E – research stay for high–ranking professionals	10
F – summer course.....	11
Report.....	12



Registration

The online application must be submitted through the following website: www.scholarship.hu. Applicants must register first.

If you have once registered do not create a new registration, use your old registration. If you have not saved the e-mail confirming your registration or you do not remember your username please ask about it sending an inquiry to the following email-address: eniko.kaplonyi@bbi.hu. However, we cannot provide you with your old password. After receiving your user name please use the password reminder on our website.

If you are a new user and therefore do not have a username and a password yet, please enter the following data:

- Username: do not use accentuated letters and special characters
- Given name
- Family name
- Display Name: After you log in the system the display name will appear in the top right corner of the webpage. If you click on that you can change your password and e-mail address.
- E-mail address
- Password: do not use accentuated letters and special characters

After entering your data click on „Registration”. After successful registration, the system will send you an automatically generated notification via e-mail. Please keep this notification.


In order to start the online application you have to click on **'Login into the online Scholarship System'** in the top left corner.

CV Data

If you are a new user the system will automatically lead you to the **'Edit your CV'** page. You must fill in fields marked with *. Old users are asked to check their previously given data under the menu point **'Edit your CV'**.

You must give the following:

- Uploading you photo*
- Family name*
- Given name*
- Maiden name*
- Citizenship*
- Place of birth*
- Date of birth (Please use the calendar)*
- Mother's maiden name*
- Sex*
- Marital status*



- ID/Passport number*
- Permanent address – Country*
- Permanent address – Postal Code*
- Permanent address – City*
- Permanent address – Street, Nr.*
- Postal address (Only to be given if it is different from the permanent address)
- E-mail address (E-mail address given in the registration will be displayed; it may be modified)*
- Phone number*
- Studies in process and/or completed (For each study create a new line and fill it in as appropriate)*
- Academic degree
- Other studies
- Language skills (For each language create a new line and fill it in as appropriate)*
- Professional experience (For each workplace, traineeship, experience type create a new line and fill it in as appropriate, optional)
- Name of present employer, contact number
- Other professional practice
- Other skills
- Others
- Contact person in case of emergency*

You can save the submitted data by clicking on the button 'Save'.

A properly filled in CV form is a basic requirement for each and every application. You may modify the data appearing in the fields whenever you wish to. All the data saved earlier will be accessible in the editing process. After the modification you can save the changes by pressing the button 'Save'.

Procedure for Both Old and New Users

1. Click on the menu point 'Start Page'.
2. Click on the menu point 'Applications' and on the link 'Please, Select!'.
3. Click on the 'Start' button and then choose the 'Scholarships to Hungary' (Scholarships for non-Hungarian citizens) menu.
4. Select the scholarship type you intend to apply for.

Note! For scholarship types B and E short-term and long-term research stays are indicated under separate links.



Compiling Your Application

A – partial studies

1. As a first step enter your basic data

- › Field of science* (select the field of science that your research/studies relate to by clicking on the icon beside the empty field)
- › Country of citizenship* (select your country of citizenship by clicking on the icon beside the empty field)

2. In order to proceed click on button „Finish step”.

3. Other data, documents to be attached

3.1. Fields to be filled in:

- › Planned period of study (type here only a number!)*
- › The semester you apply for*
- › Planned starting date*
- › Selecting the host institution* (select the institution by clicking on the icon beside the empty field)
- › Host faculty, department*
- › Name of host professor 1*
- › Language required for the studies/research*
- › Were you in Hungary as a scholarship holder in the past 3 years?*
- › Do you have an application for another scholarship in process?*
- › If any, what is the name of the organization?*
- › Title of workplan*

3.2. Documents to be uploaded:

- › Workplan/ Cover letter*
- › Copy of transcript
- › Certificate of language knowledge*
- › Copy of enrolment issued by the applicant's home institution*
- › Letter of acceptance*
- › Medical certificate*
- › Copy of highest degree/diploma



3.3. How to prepare the HSB application form:

After uploading the data and the documents required save the page and click on button „**Merge**”. Save the automatically generated HSB Application Form at your own computer. This document can be opened with Internet Explorer or Microsoft Word. Print out the application form, sign it, and place this application form on top of your application package.

4. Send your online application by clicking on button „**Finish step**”. Note! By clicking on this button your application will disappear from the „My Tasks” list, from this point you will be unable to edit it. You will receive an automatically generated email notification if the submission of your application was successful.

B – postgraduate studies, research

Note! Short-term and long-term research stays are indicated under separate links!

1. As a first step enter your basic data

- Field of science* (select the field of science that your research/studies relate to by clicking on the icon beside the empty field)
- Country of citizenship* (select your country of citizenship by clicking on the icon beside the empty field)

2. In order to proceed click on the „**Finish step**” button.

3. Other data, documents to be attached

3.1. Fields to be filled in:

- Planned period of study (type here only a number!)*
- Planned starting date*
- Host institution 1*
- Name of host professor 1*
- Host institution 2
- Name of host professor 2
- Host institution 3
- Name of host professor 3
- Field of research*
- Language required for the studies/research*
- Were you in Hungary as a scholarship holder in the past 3 years?*
- Do you have an application for another scholarship in process ?*
- If any, what is the name of the organization?*
- Title of workplan*



3.2. Documents to be uploaded:

- Workplan*
- List of publications*
- Certificate of language knowledge*
- Letter of acceptance*
- Medical certificate*
- Copy of highest degree/diploma*
- Letter of recommendation 1*
- Letter of recommendation 2*

3.3. How to prepare the HSB application form:

After uploading the data and the documents required save the page and click on button „**Merge**”. Save the automatically generated HSB Application Form at your own computer. This document can be opened with Internet Explorer or Microsoft Word. Print out the application form, sign it, and place this application form on top of your application package.

4. Send your online application by clicking on button „**Finish step**”. Note! By clicking on this button your application will disappear from the „My Tasks” list, from this point you will be unable to edit it. You will receive an automatically generated email notification if the submission of your application was successful.

C1 – full PhD studies

1. As a first step enter your basic data

- Field of science* (select the field of science that your research/studies relate to by clicking on the icon beside the empty field)
- Country of citizenship* (select your country of citizenship by clicking on the icon beside the empty field)

2. In order to proceed click on the „**Finish step**” button.

3. Other data, documents to be attached

3.1. Fields to be filled in:

- Planned starting date*
- Selecting the host institution* (select the institution by clicking on the icon beside the empty field)
- Host faculty, department*
- Name of host professor 1*
- Field of research*
- Language required for the studies/research*



- Were you in Hungary as a scholarship holder in the past 3 years?*
- Do you have an application for another scholarship in process ?*
- If any, what is the name of the organization?*
- Title of workplan*

3.2. Documents to be uploaded:

- Workplan*
- List of publications*
- Certificate of language knowledge*
- Letter of acceptance*
- Medical certificate*
- Copy of highest degree/diploma*
- Letter of recommendation 1*
- Letter of recommendation 2*

3.3. How to prepare the HSB application form:

After uploading the data and the documents required save the page and click on button „**Merge**”. Save the automatically generated HSB Application Form at your own computer. This document can be opened with Internet Explorer or Microsoft Word. Print out the application form, sign it, and place this application form on top of your application package.

4. Send your online application by clicking on button „**Finish step**”. Note! By clicking on this button your application will disappear from the „My Tasks” list, from this point you will be unable to edit it. You will receive an automatically generated email notification if the submission of your application was successful.

C2 – partial PhD studies

1. As a first step enter your basic data

- Field of science* (select the field of science that your research/studies relate to by clicking on the icon beside the empty field)
- Country of citizenship* (select your country of citizenship by clicking on the icon beside the empty field)

2. In order to proceed click on the „**Finish step**” button.

3. Other data, documents to be attached

3.1. Fields to be filled in:

- Selecting the host institution* (select the institution by clicking on the icon beside the empty field)



- Host faculty, department*
- Name of host professor 1 *
- Field of research*
- Language required for the studies/research*
- Were you in Hungary as a scholarship holder in the past 3 years?*
- Do you have an application for another scholarship in process?*
- If any, what is the name of the organization?*
- Title of workplan*

3.2. Documents to be uploaded:

- Workplan*
- List of publications*
- Certificate of language knowledge*
- Copy of enrolment issued by the applicant's home institution*
- Letter of acceptance*
- Medical certificate*
- Copy of highest degree/diploma*
- Letter of recommendation 1 *
- Letter of recommendation 2*

3.3. How to prepare the HSB application form:

After uploading the data and the documents required save the page and click on button „**Merge**”. Save the automatically generated HSB Application Form at your own computer. This document can be opened with Internet Explorer or Microsoft Word. Print out the application form, sign it, and place this application form on top of your application package.

4. Send your online application by clicking on button „**Finish step**”. Note! By clicking on this button your application will disappear from the „My Tasks” list, from this point you will be unable to edit it. You will receive an automatically generated email notification if the submission of your application was successful.

D – postdoctoral studies, research

1. Online Application, Enter Basic Data

- Field of science* (by clicking on the icon next to the empty field select the area of your studies or research)
- Country of citizenship* (by clicking on the icon next to the empty field select the country of which you are a citizen)

2. In order to proceed click on ‘Finish step’



3. Other Data, Documents to be Attached

3.1. Fields to be filled in:

- Planned period of study (indicate the number the days or months only!)*
- Starting date (of the scholarship period)*
- Host Institution 1*
- Name of the Host Professor 1*
- Host Institution 2
- Name of the Host Professor 2
- Host Institution 3
- Name of the Host Professor 3
- Field of research*
- Language required for the studies/research in Hungary*
- Were you in Hungary as a scholarship holder in the past 3 years?*
- Application for another scholarship in process*
- If any, the name of organisation*

3.2. Documents to be uploaded:

- Title of the work plan*
- Work plan*
- List of publications*
- Certificate of language knowledge*
- Letter of acceptance* (letter of invitation)
- Medical certificate*
- Copy of the highest degree/diploma
- Letter of recommendation 1*
- Letter of recommendation 2*

3.3. How to prepare the HSB application form:

After typing in the data and uploading the documents save the page and click on button **'Merge'**. The system will automatically fill in the form with your data and now you should save the document at your computer. This document can be opened with Internet Explorer or Microsoft Word. Open and print the document, sign it and place this form on top of your application material.

4. In order to complete your application please click on **'Finish Step'**. Attention! After clicking on this button the application will disappear from your list of **'My Tasks'** and you will no longer be able to modify it. The online system will send you an automatically generated email of the application's successful submission.



E – research stay for high–ranking professionals

Attention! There are separate links for the short and long research stays!

1. Online Application, Enter Basic Data

- › Field of science* (by clicking on the icon next to the empty field select the area of your studies or research)
- › Country of citizenship* (by clicking on the icon next to the empty field select the country of which you are a citizen)

2. In order to proceed click on 'Finish step'

3. Other Data, Documents to be Attached


3.1. Fields to be filled in:

- › Planned period of study (indicate the number the days or months only!)*
- › Starting date (of the scholarship period)*
- › Host Institution 1*
- › Name of the Host Professor 1*
- › Host Institution 2
- › Name of the Host Professor 2
- › Host Institution 3
- › Name of the Host Professor 3
- › Field of research*
- › Language required for the studies/research in Hungary*
- › Were you in Hungary as a scholarship holder in the past 3 years?*
- › Application for another scholarship in process*
- › If any, the name of organisation*

3.2. Documents to be uploaded:

- › Title of the work plan*
- › Work plan*
- › List of publications*
- › Certificate of language knowledge*
- › Letter of acceptance* (letter of invitation)
- › Medical certificate*
- › Copy of the highest degree/diploma
- › Letter of recommendation 1*
- › Letter of recommendation 2*

Please upload the document certifying that you fill a high–ranking position (that of at least an associate professor) to the 'Other documents'.



3.3. How to prepare the HSB application form:

After typing in the data and uploading the documents save the page and click on button **'Merge'**. The system will automatically fill in the form with your data and now you should save the document at your computer. This document can be opened with Internet Explorer or Microsoft Word. Open and print the document, sign it and place this form on top of your application material.

4. In order to complete your application please click on **'Finish Step'**. Attention! After clicking on this button the application will disappear from your list of 'My Tasks' and you will no longer be able to modify it. The online system will send you an automatically generated email of the application's successful submission.

F – summer course

1. Online Application, Enter Basic Data

- › Field of science* (by clicking on the icon next to the empty field select the area of your studies or research)
- › Country of citizenship* (by clicking on the icon next to the empty field select the country of which you are a citizen)

2. In order to proceed click on **'Finish step'**

3. Other Data, Documents to be Attached

3.1. Fields to be filled in:

- › Select a summer course 1* (by clicking on the icon next to the empty field select a summer course)
- › Select a summer course 2*
- › Select a summer course 3*
- › Language required for the studies/research in Hungary*
- › Were you in Hungary as a scholarship holder in the past 3 years?*
- › Application for another scholarship in process*
- › If any, the name of organisation*

3.2. Documents to be uploaded:

- › Motivation letter*
- › Certificate of language knowledge*
- › Medical certificate*
- › copy of degree/academic transcript*
- › Letter of recommendation 1*
- › A short explanation to the grading system



3.3. How to prepare the HSB application form:

After typing in the data and uploading the documents save the page and click on button **'Merge'**. The system will automatically fill in the form with your data and now you should save the document at your computer. This document can be opened with Internet Explorer or Microsoft Word. Open and print the document, sign it and place this form on top of your application material.

4. In order to complete your application please click on **'Finish Step'**. Attention! After clicking on this button the application will disappear from your list of 'My Tasks' and you will no longer be able to modify it. The online system will send you an automatically generated email of the application's successful submission.

Report

Those applicants who were awarded with a scholarship will be asked via e-mail to write a report after finishing their scholarship studies/research. The report must be written in the online application system, and after it has been finished, it must be sent by clicking on the „Finish step” button.

Scholarship holders have 30 days to hand in their report. If they fail to submit the report within this time frame, the system will send them a reminder every day after the deadline. If a scholarship holder fails to submit the report, he/she may be excluded from further scholarship applications.

